SONOTIZ BLOCK
PRODUCT DATA SHEET

PRODUCT INFORMATION

CATEGORY : Acoustic Insulation

SONOTIZ BLOCK is a multilayer acoustic insulation panel designed to deliver efficient soundproofing construction systems.

It provides high performance in reducing airborne and impact noise in residential, commercial, and industrial buildings — with minimal thickness compared to traditional double-wall systems.





The panel structure combines a **corrugated cellulose frame** and a **calcined quartz filler,** forming a dense and elastic composite that effectively blocks and dissipates sound waves.

This configuration provides efficient and cost-effective reduction of airborne, impact, and structural noise, achieving impressive results even at minimal panel thickness.
The system operates based on three core acoustic principles:

- **MASS EFFECT** – the mineral filler acts as a dense, freely compressed material that absorbs and dissipates sound wave energy.

- **ELASTICITY** – the cellulose framework flexes slightly under pressure, converting part of the acoustic energy into mechanical damping.

- **MULTI-LAYER DISSIPATION** – alternating layers with different densities and shapes cause progressive energy loss as sound passes through, significantly reducing transmitted noise.

In the **18 mm version**, an additional **EPE film layer** enhances surface adaptability and helps stabilize the panel on **uneven substrates.**

KEY BENEFITS

- High acoustic performance — up to 58 dB sound reduction within wall systems, achieved at minimal thickness (12–18 mm)*
  (*)Tested in complete wall systems
- Compact and ready to install panel offers a slim alternative to bulky systems, reducing construction thickness and complexity
- Eco-friendly, non-toxic & binder-free composition - cellulose and quartz core
- Simple and clean installation — directly on walls, ceilings, and floors, eliminating sound bridges and vibration transmission

SONOTIZ BLOCK complies with national building standards, ensuring performance and proven safety. Certificates, testing reports, and sustainability documentation are available at **www.sonotiz.md**

PRODUCT DATA SHEET **SONOTIZ BLOCK**

PRODUCT SPECIFICATIONS

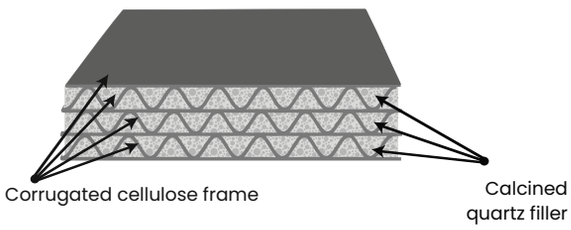

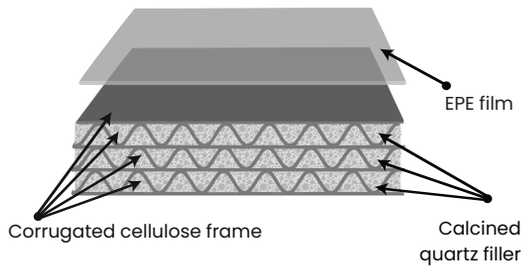

SONOTIZ BLOCK 12	
Thickness :	12 mm
Weight :	17.5 kg/m²
Width × Length :	800 × 1200 mm
Surface area :	0.96 m²
Airborne noise reduction :	up to 58 dB*
Static load resistance :	40 t/m²

SONOTIZ BLOCK 18 Suitable for uneven or irregular surfaces	
Thickness :	18 mm
Weight :	18.5 kg/m²
Width × Length :	800 × 1200 mm
Surface area :	0.96 m²
Airborne noise reduction :	up to 58 dB*
Static load resistance :	40 t/m²

*Tested in complete wall systems under laboratory conditions.

All technical data and performance values are based on laboratory testing and product evaluations under controlled conditions. Actual results may vary depending on installation method, materials used, and site conditions. Specifications are subject to change without prior notice. Please contact Sonotiz or your local distributor for the latest version of this document.

RECOMMENDED APPLICATIONS

SONOTIZ BLOCK is a versatile acoustic solution suitable for both **DIY installations** and **professionally assembled soundproofing systems.**

It can be used as a **standalone material** or as part of complete Sonotiz **wall, ceiling, or floor systems,** depending on the project requirements.

Typical applications include:
- Soundproofing of walls, ceilings, and floors in apartments, offices, and hotels.
- Acoustic partitions for recording studios, conference rooms, and public buildings.
- Integration into prefabricated and modular constructions where weight and space saving are critical.
- Renovation and retrofit projects requiring high acoustic efficiency in limited wall thickness.

Important limitation:
SONOTIZ BLOCK is designed for **indoor use only**. It must **not be installed or stored in areas with high humidity**, condensation, or risk of direct water exposure.

PACKING: Delivered by manufacturer in boxes of 50 panels on Euro pallets

INSTALLATION GUIDE

1. PREPARATION

SURFACE: clean the substrate from dust and debris. Fill any cracks, gaps, holes and seal the joints if any with repair compound or plaster and allow to dry completely. The smoother the base, the better the adhesion and acoustic performance. MATERIAL: Allow at least 24 hours of acclimatization in the installation area before mounting.

2. DRY LAYOUT AND CUTTING

Plan the panel layout, avoiding narrow cuts. Pre-fit the panels and mark joint lines. Panels are easy to trim with a utility knife, saw, or grinder. After cutting, refill any calcined quartz that may have fallen out to maintain consistent density and performance. Cut panels cleanly to size and always seal all cuts with acoustic tape (or other suitable adhesive tape).

3. ADHESIVE APPLICATION — full contact

Apply acoustic adhesive evenly across the entire surface — avoid spot gluing. Form a continuous bead along the perimeter to ensure no air gaps.

Important: Full surface contact is essential for proper sound insulation.

4. BONDING AND ALIGNMENT

Position the panel according to the layout and press it firmly against the surface. Align the edges carefully — panels must fit edge-to-edge without gaps, remove trapped air.

Avoid any voids between the panel and the wall — they reduce soundproofing efficiency.

5. SEALING THE JOINTS

Fill panel joints with silicone sealant. Then apply acoustic tape along all joints and cut edges to prevent sound bridges.

6. OPTIONAL MECHANICAL FIXATION

If extra strength is required (e.g., ceilings, uneven surfaces, high loads), reinforce the panels with polymer dowels. Use only non-metallic fixings to prevent vibration transmission.

QUALITY CONTROL Check the surface for level alignment, sealed joints, and absence of hollow sounds or gaps.

NOTES

- For SONOTIZ BLOCK 18, the EPE film layer should face toward the substrate. This soft polyethylene layer acts as a flexible backing that compensates for slight unevenness and prevents air gaps, ensuring full surface contact and optimal acoustic performance.

- If SONOTIZ BLOCK is used as part of a complete SONOTIZ soundproofing system, the same installation principles apply for the panel layer. After fixing SONOTIZ BLOCK, continue with the corresponding layers of the selected system.

STORAGE and TRANSPORTATION

- SONOTIZ BLOCK panels must be stored and transported in dry environment, **away from moisture**, rain, or direct sunlight.
- Panels should be **placed horizontally** on a flat surface to prevent deformation.
- During transport, protect from mechanical damage and humidity.
- Before installation, panels must be **acclimatized for at least 24 hours** in the same environment where they will be installed.

PRODUCT DATA SHEET SONOTIZ BLOCK

SONOTIZ BLOCK AS PART OF SOUNDPROOFING SYSTEMS

While SONOTIZ BLOCK delivers excellent acoustic insulation as a **standalone material**, it is also an essential component within complete **Sonotiz soundproofing systems.**

When integrated into **wall, ceiling, or floor assemblies**, the panel works in synergy with other Sonotiz layers, enhancing airborne, impact, and vibration noise reduction for even higher overall performance.

Used in **WALL SYSTEMS:** SonoSlim Essential, SonoSlim Advanced, SonoFrame Advanced;

CEILING SYSTEM: SonoFrame Pro Ceiling;
FLOOR SYSTEM: SonoFloor EasyFix.

Provides a balanced combination of sound absorption, vibration damping, and structural insulation, ensuring long-term stability and acoustic comfort in every environment.

Details on **www.sonotiz.md**

NOTES

- SONOTIZ BLOCK is also used by professionals as part of custom acoustic systems combining materials from different manufacturers. While these configurations can provide excellent results, Sonotiz performance recommendations apply only to systems officially developed and tested by our engineering team.

ABOUT SONOTIZ

SONOTIZ develops and manufactures professional acoustic and thermal insulation systems used in residential, commercial, and industrial construction. Our products combine technical performance, sustainability, and design flexibility, meeting the highest European standards.

Part of DJOFRA-M Group, a leading producer of technical textiles and fiberglass materials, SONOTIZ builds on over 10 years of manufacturing experience and a strong R&D foundation.

Driven by our mission to reduce industrial waste and promote composite recycling, we produce part of our materials using recycled and reused fiberglass, contributing to a more circular and responsible production process.

Products are manufactured in Moldova and Romania and distributed across the EU and neighboring markets. We collaborate with architects, distributors, contractors, and system integrators who share our commitment to innovation and sustainability.

Contact us for partnership inquiries and technical documentation.

CONTACT US
(PHONE MD) +373 69 212 821
(PHONE RO) +40 743 99 88 66

OUR OFFICE
șos. Munceşti 801,
Chișinău, Republica Moldova

GET CONNECT
(EMAIL) info@sonotiz.md
(WEBSITE) www.sonotiz.md